



www.thq.com

THQ INC., 27001 AGOURA RD., SUITE 325, CALABASAS HILLS, CA 91301
"RUGRATS IN PARIS - THE MOVIE"™ VIACOM INTERNATIONAL. © 2000
PARAMOUNT PICTURES AND VIACOM INTERNATIONAL INC. ALL RIGHTS
RESERVED. CREATED BY KLASKY CSUPO, INC. NICKELODEON, RUGRATS
AND ALL RELATED CHARACTERS, TITLES AND LOGOS ARE TRADEMARKS
OF VIACOM INTERNATIONAL INC. THQ AND THE THQ LOGO ARE
TRADEMARKS OF THQ INC.

PRINTED IN JAPAN



GAME BOY COLOR



INSTRUCTION BOOKLET

ONLY FOR
GAME BOY
COLOR

WARNING: PLEASE CAREFULLY READ THE CONSUMER INFORMATION AND PRECAUTIONS BOOKLET INCLUDED WITH THIS PRODUCT BEFORE USING YOUR NINTENDO® HARDWARE SYSTEM, GAME PAK OR ACCESSORY. THIS BOOKLET CONTAINS IMPORTANT SAFETY INFORMATION.



This product has been rated by the Entertainment Software Rating Board. For information about the ESRB rating, or to comment about the appropriateness of the rating, please contact the ESRB at 1-800-771-3772.



THIS OFFICIAL SEAL IS YOUR ASSURANCE THAT NINTENDO HAS APPROVED THE QUALITY OF THIS PRODUCT. ALWAYS LOOK FOR THIS SEAL WHEN BUYING GAMES AND ACCESSORIES TO ENSURE COMPLETE COMPATIBILITY. LICENSED BY SALE FOR USE ONLY WITH OTHER AUTHORIZED PRODUCTS BEARING THE OFFICIAL NINTENDO SEAL OF QUALITY.

EVERYONE

Visit www.esrb.org or call 1-800-771-3772 for rating information.

LICENSED BY



NINTENDO, GAME BOY, GAME BOY COLOR AND THE OFFICIAL SEAL ARE TRADEMARKS OF NINTENDO OF AMERICA INC.
© 1989, 1998 NINTENDO OF AMERICA INC.

THIS GAME PAK WILL WORK ONLY WITH THE GAME BOY® COLOR VIDEO GAME SYSTEM.

Table of Contents



“Parsley voo-francy”	2
Getting Started	4
Controls	5
Main Menu	6
Options	7
Passwords	8
The Game Screen	9
EUROREPTARLAND Map	10
Sideshow Games	11
Levels	16
Notes	22
Limited Warranty	29



2

"Parsley voo-francy?"

The Rugrats babies are going to Paris! Join Tommy, Chuckie, Phil, Lil, Dil, Angelica and Kimi on their journey through

3

EUROREPTARLAND. Along the way the Rugrats go "ooo" in Ooey Gooey World, blast off in a rocket ship and hang on to their diapers on a haunted roller coaster ride.



Getting Started

1. Turn OFF the power switch on your Nintendo Game Boy® Color. Never insert or remove a Game Pak when the power is on.
2. Insert the Game Pak of *Rugrats in Paris-The Movie™* into the slot on the Game Boy Color. To lock the Game Pak in place, press firmly.
3. Turn ON the power switch. The credit screens will appear (if you don't see them, begin again at step 1).
4. When the title screen appears, press START to proceed to the Main Menu.

Controls

- ↑ Move character up
- ↓ Move character down
- ← Move character left
- Move character right

- A Button Use
- B Button Jump
- SELECT Not Used
- START Pause game



Main Menu

Press LEFT/RIGHT on the Control Pad to highlight an option on the Main Menu. Press the A Button to select it.

- Start Game - Starts a new game from the beginning.
- Password - Enter a previously acquired password. See page 8 for more information.
- Options - Customize the game before beginning your adventure.



Options

Use the Control Pad to highlight an option. Press LEFT or RIGHT to change to option. Press START to return to the Main Menu.

- Game Music - Turn the music ON or OFF with this option.
- Sound FX - Turn the sound effects ON or OFF.
- Difficulty - Toggle the difficulty between 1 (easiest) and 2 (hardest)



OPTIONS
Use Control Pad
Game Music On
Sound FX On
Difficulty 1
PRESS START

Passwords

After successfully completing a level, you will be given a password. The password lets you resume your game at the level you are currently on. Be sure to write them down as you earn them so you won't have to play the level all over again.

To enter your password from the Options Menu, use the Control Pad to highlight a letter and press the A Button to select it.

When your password is complete, select **END** and press **START**. If you have entered the password correctly, you will be taken to the Map Screen at the desired location.



The Game Screen



Score – Shows how many points the player has earned.

Items – Displays the number of items the Rugrats needs to collect.

Time – Displays the time remaining to complete the level.

Energy – Displays the amount of energy the baby has before he or she needs to rest.

EUROREPTARLAND Map



Sideshow Levels - Highlight the mini-tent and press the A Button to play a sideshow game.

Gates - After you complete a Park Section, the gates to other sections will be opened up.

Level Buttons - Highlight the level buttons and press the A Button to access game levels.

Sideshow Games

In EUROREPTARLAND, there are several sideshow games that you can compete in. Score as many points as possible to earn prize tickets. You need to earn prize tickets to access other sections of EUROREPTARLAND.

Sumo Belly Push

Use the Control Pad to move the arm and aim. Press the A Button to let the beanbag fly! Don't forget, you will be timed on this level.



Sideshow Games

Mole Bop

Use the Control Pad to move the Bopper.
Press the A Button to Bop the moles!
This is another timed Sideshow Game.



Ooey Gooley World

It looks rather gooley in this sideshow!
Use the Control Pad to move the Gooley
Splatterer. Press the A Button to feed the
gooley creatures and splat those pesky
ninjas.



Sideshow Games

Net a Fishy One!

Try and catch as many fish as you can!
Press the Control Pad $\uparrow/\downarrow/\leftarrow/\rightarrow$ to
move the corresponding net. Match the
fish with the same color net for extra
points.



Basketball Toss

Time to throw some hoops! Use the
Control Pad to aim the ball. Press the
A Button to throw the ball. The basket
will be moving back and forth. Keep an
eye on the timer.



Sideshow Games

Hammer Shot

Hit the hammer as hard as you can to light up the Hammer Shot for points. Press the A Button and B Button as fast as you can. When the meter to the left is full, press UP on the Control Pad.



Sideshow Games

Frog Toss

Time to toss the frogs onto their lily pad. Use the Control Pad to line up the frog. Press the A Button for the strength of your swing. When the arrow is at the top, the swing will be stronger. Then press the A Button again to catapult the frog.



Levels

Airplane

It looks like Dil has fallen asleep on the way to Paris. While asleep, Dil dreams that he is flying a plane. Help Dil take pictures of the landmarks that he sees while flying. Fly past the landmarks and Dil will automatically take a picture. Use the B Button to slow down.



Levels

Rocket Ship

Search the rocket ship for switches. Flip the switches to put it back on course. Remember, Red Lasers go with Red Switches, BLUE LASERS go with BLUE SWITCHES. To move up in the rocket ship, stand under the tubes and press the B Button. You will float up to the next level of the rocket ship. Use the A Button to flip the switches. Watch out for aliens and robots.



Levels

Pyramid

You have wandered into a pyramid! Move the mirrors so the light will reveal the exit. Press the Control Pad Up/Down to use the ropes. Press the A Button to move the mirrors. Try and find the hidden gems! Watch out for Cynthia mummies and Ninjas.



Levels

Ooey Goey World

Oooo! Hi Ooey Goey World! Try and find all your ooey gooey friends. To use the goo poles, walk up to them and press DOWN ARROW on the Control Pad. Use the gooey trampolines to bounce higher. Of course, you need to watch out for Ninjas and Bubbles.



Levels

Ghost Train

Tommy is on a ghost train in a dark castle. Help him light it up by turning on as many lanterns as you can, then look for a way out. Press the A Button to switch the tracks. Press the B Button to slow down. Press DOWN ARROW to avoid ghosts.



Bowlcano

You babies are in a bowlcano. Try to find all of the valves that control the pink stuff. Use the elevators to help get to the exit. Watch out for Bowlcano turtles!



Levels

Princess Pagoda

Help Chuckie meet the princess. She is at the top, so use the moving floors and switches to reach her. Replace the missing floors by finding the magic lanterns. Make sure all the lanterns are lit. The floors will be replaced and you might be able to find a ladder. Watch out for hiding ninjas and Sumos.



Notre Dame Wedding

Chuckie has made it to the Notre Dame Cathedral! He wants to try and stop the wedding. Search for the secret window that leads into the wedding. Watch out for Guards, Gargoyles, Ravens, and Ringing bells!



Notes



MUSIC FROM THE MOTION PICTURE



RUGRATS in Paris

THE MOVIE



FEATURING

TIONNE "T-BOZ" WATKINS (OF TLC) "MY GETAWAY"

NO AUTHORITY "I'M TELLING YOU THIS"

BAHA MEN "WHO LET THE DOGS OUT?" AND MORE

ALSO INTRODUCING AMANDA "YOU DON'T STAND A CHANCE"

www.maverick.com/rugratsinparis



© 2000 maverick recording company



Scavenge Through Three Games In One!



Available Now



Angelica's
Temple of Gloom



Reptar Rally



Pirate
Treasure Hunt



Hang On To Your Diapies, Babies! We're Goin' Back In Time!



Available Now



Showdown in
the Wild West



Rush through the
gold mines






Join Angelica's
daredevil circus





Ooh la la, Books!

Find these great Rugrats in Paris: The Movie books, and other Rugrats titles from Simon Spotlight now, wherever books are sold.



Simon Spotlight Books • Simon & Schuster Children's Publishing
1230 Avenue of the Americas • New York, NY 10020 • www.SimonSaysKids.com

© 2000 Paramount Pictures and Viacom International Inc. All rights reserved. Nickelodeon, Rugrats, and all related titles, logos and characters are trademarks of Viacom International Inc. Rugrats created by Arlene Klasky, Gabor Csupo, and Paul Germain.



Coming Soon!

Coming Soon to Game Boy® Color!



Nickelodeon
**Rugrats
in Paris**
THE MOVIE

In Stores Now!

You can
collect all
the Rugrats
in Paris books
from Landoll!



© 2000 Paramount Pictures
and Viacom International Inc.
All Rights Reserved. Nickelodeon,
Rugrats, and characters are
trademarks of Viacom International
Inc. Created by Arlene Kasky,
Gabor Csupo and Paul Germain.
Visit our web site: www.nick.com



Limited Warranty

29

Warranty and Service Information

In the unlikely event of a problem with your product ("Product"), you may only need simple instructions to correct the problem. Please contact the THQ Inc. ("THQ") Customer Service Department at (818) 880-0456 or on the web at <http://www.thq.com> before returning the Product to a retailer. Live Customer Service Representatives are available to help you Monday through Friday 9am to 5pm PST or you can use our automated systems by phone or on the web 24 hours a day, 7 days a week. Please do not send any Product to THQ without contacting us first. Your 5 digit Product Code is 32059. Please use this code to identify your Product when contacting us.

Limited Warranty

THQ warrants to the best of THQ's ability to the original consumer purchaser of the Product that the medium on which the Product is recorded shall be free from defects in materials and workmanship for a period of ninety (90) days from the original date of purchase. The Product is sold "as is," without express or implied warranty of any kind, and THQ is not responsible for any losses or damages of any kind resulting from use of this Product. If a defect occurs during this ninety (90) day warranty period, THQ will either repair or replace, at THQ's option, the Product free of charge. In the event that the Product is no longer available, THQ may, in its sole discretion, replace the Product with a Product of comparable value. The original purchaser is entitled to this warranty only if the date of purchase is registered at point of sale or the consumer can demonstrate, to THQ's satisfaction, that the product was purchased within the last ninety (90) days.

To receive warranty service:

Notify the THQ Customer Service Department of the problem requiring warranty service by calling (818) 880-0456 or on the web at <http://www.thq.com>. If the THQ service technician is unable to solve the problem by phone or on the web via e-mail, he will authorize you to return the Product, at your risk of damage, freight and insurance prepaid by you, together with your dated sales slip or similar proof-of-purchase within the ninety (90) day warranty period to:

THQ Inc.
Customer Service Department
27001 Agoura Road, Suite 270
Calabasas Hills, CA 91301

THQ is not responsible for unauthorized returns of Product and reserves the right to send such unauthorized returns back to customers.

This warranty shall not be applicable and shall be void if: (a) the defect in the Product has arisen through abuse, unreasonable use, misinstallation or neglect; (b) the Product is used with products not sold or licensed by Nintendo or THQ (including but not limited to, non-licensed game enhancement and copier devices, adapters and power supplies); (c) the Product is used for commercial purposes (including rental); (d) the Product is modified or tampered with; (e) the Product's serial number has been altered, defaced or removed.

Repairs after Expiration of Warranty

After the ninety (90) day warranty period, defective Product may be replaced in the United States and Canada for US\$15.00. The original purchaser is entitled to the replacement of defective Product for a fee, only if proof of purchase is provided to THQ. Make checks payable to THQ Inc. and return the product along with the original proof of purchase to the address listed above.

Warranty Limitations

THIS WARRANTY IS IN LIEU OF ALL OTHER WARRANTIES AND REPRESENTATIONS. NO OTHER WARRANTIES OR REPRESENTATIONS OR CLAIMS OF ANY NATURE SHALL BE BINDING ON OR OBLIGATE THQ. ANY APPLICABLE IMPLIED WARRANTIES OR REPRESENTATIONS, INCLUDING WARRANTIES OF MERCHANTABILITY AND FITNESS FOR A PARTICULAR PURPOSE ARE HEREBY LIMITED TO NINETY (90) DAYS FROM THE DATE OF PURCHASE AND ARE SUBJECT TO THE CONDITIONS SET FORTH HEREIN. IN NO EVENT SHALL THQ BE LIABLE FOR CONSEQUENTIAL OR INCIDENTAL DAMAGES RESULTING FROM THE BREACH OF ANY EXPRESS OR IMPLIED WARRANTIES.

The provisions of this warranty are valid in the United States only. Some states do not allow limitations on how long an implied warranty lasts or exclusion of consequential or incidental damages, so the above limitations and exclusions may not apply to you. This warranty gives you specific legal rights, and you may also have other rights, which may vary, from state to state.

Warning

Copying of this Product or any of its contents or elements is illegal and is prohibited by United States and international copyright laws. Backup or archival copies of this Product or any of its contents or elements are not authorized and are not necessary to protect your Product. United States and international copyright laws also protect this manual and other printed matter accompanying this Product. Violators will be prosecuted.