

TAITO™

TAITO AMERICA CORP.
390 Holbrook Drive
Wheeling, IL 60090

Printed in Japan

Nintendo

GAME BOY

DMG-FW-USA





THIS OFFICIAL SEAL IS YOUR ASSURANCE THAT NINTENDO HAS APPROVED THE QUALITY OF THIS PRODUCT. ALWAYS LOOK FOR THIS SEAL WHEN BUYING GAMES AND ACCESSORIES TO ENSURE COMPLETE COMPATIBILITY WITH YOUR GAME BOY SYSTEM.

LICENSED BY



NINTENDO, GAME BOY, AND THE OFFICIAL SEAL ARE TRADEMARKS OF NINTENDO OF AMERICA, INC.

TAITO™

THANK YOU for buying Knight Quest from Taito.

TAKING CARE OF YOUR GAME

- 1) If you play for long periods, take a 10 to 15 minute break every hour or so.
- 2) This equipment is precision-built. Do not use or store it under conditions of extreme temperature, or subject it to rough handling or shock. Also, do not disassemble the unit.
- 3) Don't touch the terminals or let them come into contact with water, as this can cause malfunction.
- 4) Don't wipe this equipment with volatile solvents such as thinner, benzene, or alcohol.
- 5) Store the Game Pak in its protective case when not in use.

TAITO AND KNIGHT QUEST ARE TRADEMARKS OF TAITO CORP.

© 1992 TAITO


TABLE OF CONTENTS

Will's Quests	4	Inn	20
Quest Controls	5	Will's Questing	
Title Screens	8	Handbook	21
Fight Screen	12	First Quest	22
Fight Techniques	14	Second Quest	25
Avalot's Shops	16	Third Quest	28
Magic and Weapons	18	Fourth Quest	29

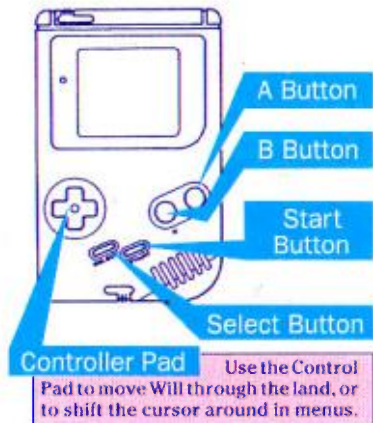
WILL'S QUESTS

Look you now, through the mists of time, to an age when our world was threatened by dread beasts and eternal darkness. Then, indeed, was the land of Avalot sore beset, and her brave King Mobray sent forth all the bold Knights to defend his innocent people. Yet they were too few. Came at last a dauntless young lad, and he did train every hour, every day, to become a Knight. Mobray and all of Avalot watched with great hope as this youth, called Will, grew in might and wisdom, until the day he faced the Challenge and became a

true Knight — one of the last. Now did the King summon Will, and name him a list of quests facing wizards, beasts, and perilous adventure. And so it was that Avalot's future depended entirely upon this one young Knight.



QUEST CONTROLS



A Button

Press A to scroll through the opening screens and later execute a selection.

B Button

To return to the previous menu, or undo a choice, press the B Button.

Start Button

Pressing Start displays the Avalot Map. Also use Start to pause the game.

Select Button

To access the Quest Items or pause the game, push Select.

TITLE SCREEN

After you do insert the gamepak into your Game Boy and then turn on the power, a Title Screen shall appear. Here, then, are three choices offered to you. Make your decision whether to begin the game at the very start, as a newly Knighted man, or to continue from the place where you were when last you played. Also, you may even choose to change the actual rules of the game, selecting modes that will help you as a beginner, or those that do indeed offer a greater challenge.

START

And if it be that you wish to begin play, or that you desire to start over from the beginning, select Start.



PASSWORD

If you have no Password, do go and see your King. Yet if you have already visited the King and received a Password, select the Password option here. Then shall you be able to enter this Password and continue a previously started game.



MODE SELECT

Or else, if it will be your will, choose this option and change the very laws of the land, such as: message speed, the rapidity of battle action, and how much money with which to begin.

MESSAGE: SLOW, NORMAL, FAST
FIGHT: NORMAL, FAST
MONEY: NORMAL, MANY

SETTING UP MODE

MESSAGE : FAST
FIGHT : FAST
MONEY : MANY

PLEASE PRESS
THE START BUTTON

QUESTING SCREENS

That you may witness Will's many conquests and adventures, the screen displays him and his realm. However, when a dread beast does approach, the window then transforms to Battle Screen. As you wish, bring up either the Avalot Map or the Quest Items with the Start and Select Buttons.

KNIGHT SCREEN

Herein shall you observe Will and the land perilous through which he now journeys. And also shall his current status be shown to you.

AVALOT MAP

To study a map of this once gallant kingdom, and find Will's location, do press Start. The game is paused while you look and ponder where to journey.

QUEST ITEMS

Will, the bold and mighty, can indeed carry up to eight magic items and eight healing potions. To choose one that he does have from this screen, press Select.

BATTLE SCREEN

When a foul beast does attack, Will moves into Battle Screen. Now may he bravely attack with his dire sword, cast magical spells or medicines, or rightly flee to spare his life.

Knight Screen

Obstacles

Humanoid Enemy

Valiant Will

Flying Enemy

Level

Crawling Enemy

Will's level increases as he quests.

Hit Points

Gold

Area Name

The first number shows Will's current points, the second his maximum.

Will needs many gold pieces!

Study the Map to find Will's location.

WILL L18 NORTH WOODS
H344/344 G0449

Avalot Map

Dark Lord's Castle

Haunted Mansion

Harbor Town

Tabasa's Mountain

West Town

North Cave

North Cape

Royal City

Knight's Shield

Will's location in Avalot is revealed by this shield.



Quest Items

Level

Hit Points

Experience

When Will does defeat the foe, he wins new experience levels and hit points.

Will's Tools

Here shall you find his tools.

Medicine Window

Those potions belonging to Will shall be displayed here. Do move the cursor to the one you desire and press A.

Region


Gold

Equipment

During these quests Will shall earn the gold needed to buy better weaponry.

Magic Window

The wondrous and ancient magic spells Will does truly know may be seen in this window. Select one and press A.



Battle Screen

In his arduous training, Will has indeed learned many bold fighting methods. Once he faces a dread monster, you may then choose the most valorous and brave reaction.



Fight:

To attack any foul beast with trusty sword, select Fight.

Magic:

Will can cast a fierce spell if you do now choose Magic.

Escape:

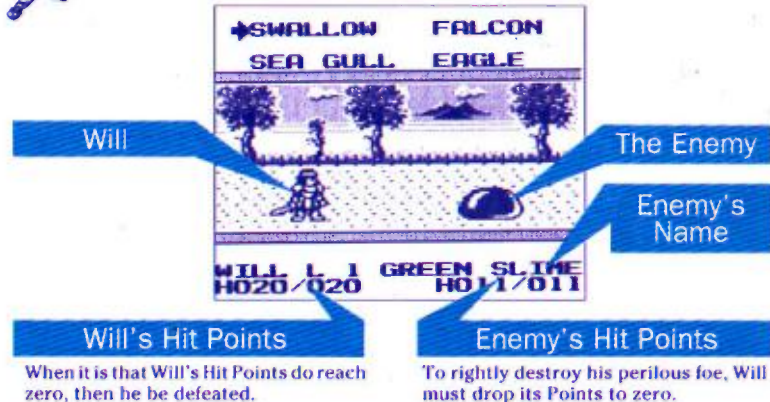
When the monster is too powerful, then must Will escape.

Medi:

Will can here use a medicine potion, but the enemy may charge.



Selecting Fight shall indeed allow you to study the battle methods available and to choose one.



When it is that Will's Hit Points do reach zero, then he be defeated.

To rightly destroy his perilous foe, Will must drop its Points to zero.

Swallow Attack

Will does boldly charge and drive a short thrust at the foe's most foul heart.



Usage:

Consider well when facing Mush Dads and Fire Souls, then attempt the Swallow.

SeaGull Attack

In this style, Will mightily slashes his trusty blade across the beast's belly.



Usage:

As Will did once learn, this method is effective on Mush Boys and Hard Shells.

Falcon Attack

Now shall Will boldly raise high his keen sword and bring it down on the foe's head!




Usage:

Imps and Harpies are most easily vanquished with this brave attack.

Eagle Attack

Will does take a flying leap, so to throw his body weight behind his sword thrust.



Usage:

The ancients truly say to try this attack on Green Slimes and Gray Oozes.

SHOPS

Though the people of Avalot live in constant peril, many shops are still in business and do sell those things that questing Knights rightly need. Because of the troubled times, each shop can only manage to keep a few special items in stock. And to hide themselves from thieves and villains, the shopkeepers do build their little shops in unusual or out-of-the-way places. Sir Will must try to find each shop, or else he shall miss many necessary and powerful items, such as Sword 4. To begin, the young Knight should visit those two shops located right in the Royal City and buy the various things a Knight needs to successfully go a-questing.



Like all good Knights, Will buys only those weapons and items for which he has enough gold. Do you use the cursor to select what you wish to purchase, and then press A. Your purchase is added to Will's Quest Items, and his gold reduced.

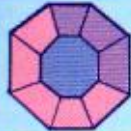



Price List




Items	Price	Items	Price
THUNDER	28G	SWORD2	300G
FANG	44G	SWORD3	560G
ANGLE	20G	SWORD4	760G
STAR	12G	ARMOR2	280G
SCROLL	36G	ARMOR3	520G
FIRE	68G	ARMOR4	720G
CRYSTAL	164G		
POTION	20G		
POTION2	60G		
HEART	160G		

Be Ye Aware: Some shops do not carry all of these items.

MAGIC AND WEAPONS

	THUNDER EGAD—an electric storm shall sweep away Will's enemy!		STAR Blazing fireballs do indeed fly out in five directions!
	FANG With this, a fierce firestorm does fry the foulest foe!		SCROLL Scroll causes a true volcano to burst at the foe's very feet!
	ANGEL Like an avenger, Will moves at a very high speed.		FIRE Now shall a vast ball of flame fly at the mean enemy.

	CRYSTAL This magic is truly the most powerful known to any Knight.
	POTION It does restore up to 20 HP to Sir Will.
	POTION2 Will may regain as many as 50 Hit Points.
	HEART Indeed, Will may win 150 HP's with this.

	ARMOR2 Hammered bronze.
	ARMOR3 Forged iron.
	ARMOR4 Links of steel.

INNS

As with all Knights striving mightily to hold off the doom that threatens fair Avalot, Will must needs rest upon occasion and restore his Hit Points. The Inns still remain open to all good people, offering food and drink, sleeping rooms, and protection from the wicked beasts that wander the land. And indeed, the Innkeepers are always happy to see a Knight come visiting. That means better business for them, because people like to share company with a Knight and hear his tales of valor and bold deeds. Therefore, and also to do their part in saving Avalot, all the Innkeepers have rightly decided to charge Mobray's Knights the same low price.

YOU CAN STAY OVER-
NIGHT FOR 10G
B DO NOT STAY
A STAY



WILL L 1 KING'S
H012/020 PALACE TOWN
G0212

Will is ever welcome to spend the night at any Inn for only 10 pieces of gold. Then do you press A. Or he may simply wish to stop for a brief rest and a snack, and to share good company with the other visitors. So then press B.

Will's Questing Handbook





Sir Will's First Quest is to Defeat the Wild Goblin King...

The Royal City

Indeed, the wise Will knows that before questing, a Knight should go shopping. If he has chosen to have "many" gold pieces, he can buy good weaponry. He should also talk to the citizens of the Royal City to learn what they know, and even visit an Inn.


Avoid the West until Will can gain new levels.

To North Woods



1ST STEP

That they may earn higher experience levels, the new Knights go even up to the North Woods to practice, and so sharpen their skills by defeating live beasties.




2ND STEP

The bridge guardian of the north is indeed a perilous foe. Yet Will must truly pass him, either through battle brave or careful avoidance.



3RD STEP

Will must needs find and explore the great and dread North Cave. Therein shall he face foul monsters and dangerous pathways that have confused many a more experienced Knight.



4TH STEP

To complete his brave quest, Will must now hunt down and defeat the Wild Goblin King. He should first, though, be at level 5 and have much magic or medicine at his command.



Will's Second Quest is to Investigate the North Cape ...

For lo! A vast Tower has now suddenly appeared at the North Cape, as Will can plainly see on his Avalot Map. King Mobray is deeply concerned, as indeed he knows that magic most wicked must have been involved. It is Will's solemn duty to discover who built the Tower and carry this information to his worried King. Avalot's fate seems only to grow darker.

Vast Tower



1ST STEP

Will must take the bridge that leads to the North Cave, and then go west to reach the North Cape. And he should ever speak to the people he meets, explore, and add to his experience.

2ND STEP

By speaking in a kind and chivalrous manner to the right people, Will can indeed learn how and where to find the key that will let him into the Tower. He should get it first.



3RD STEP

As Will does struggle mightily toward the top of the Tower, as truly he should, he must beware of the very holes in the floor. If he steps on one, he shall be sent back to the front door.



4TH STEP


When Will does find the builder of this vast Tower, Pierre, he learns that the fiend plans to fight King Mobray! Before Pierre grows too strong, Will must attack with SeaGull.





Will's Third Quest is to Get Help From Tabasa ...

Tabasa is a mysterious, powerful woman, perhaps the last member of an ancient race of wizards. Mobray does need her help if he is truly to save Avalot. Will must soon find her, but she lives at the foot of the Great Mountains. He shall visit new regions, and fight his way through a haunted mansion.



A most important shop is hidden somewhere in the grim depths of this graveyard. Will should search for it.



Will's Fourth Quest is to Rescue the Princess ...

King Mobray is filled with despair. Avalot's enemies have stolen his fair daughter away, leaving him a broken man. That he might save Avalot and her King, Will must rescue the Princess.



Password

Monster Attack

TAITO AMERICA CORP. LIMITED WARRANTY

Taito America Corp. warrants to the original purchaser of this Taito product that this cartridge is free from defects in materials and workmanship for a period of ninety (90) days from the date of purchase. This Taito product is sold "as is," without expressed or implied warranty of any kind, and Taito is not liable for any losses or damages of any kind resulting from the use of this product. Taito agrees for a period of ninety (90) days to either repair or replace, at its option, free of charge, this Taito product. Send product postage paid, along with dated proof of purchase, to the address shown below.

This warranty shall not be applicable and shall be void if the defect in this Taito product has arisen through abuse, unreasonable use, mistreatment or neglect. THIS WARRANTY IS IN LIEU OF ALL OTHER WARRANTIES AND NO OTHER REPRESENTATIONS OR CLAIMS OF ANY NATURE SHALL BE BINDING ON OR OBLIGATE TAITO. ANY IMPLIED WARRANTIES APPLICABLE TO THIS SOFTWARE PRODUCT, INCLUDING WARRANTIES OF MERCHANTABILITY AND FITNESS FOR A PARTICULAR PURPOSE, ARE LIMITED TO THE NINETY (90) DAY PERIOD DESCRIBED ABOVE. IN NO EVENT WILL TAITO BE LIABLE FOR ANY SPECIAL, INCIDENTAL, OR CONSEQUENTIAL DAMAGES RESULTING FROM POSSESSION, USE, OR MALFUNCTION OF THIS TAITO SOFTWARE PRODUCT.

Some states do not allow limitations as to how long an implied warranty lasts and/or exclusions of limitations of incidental or consequential damages, so the above limitations and/or exclusions of liability may not apply to you. This warranty gives you specific rights, and you may also have other rights which vary from state to state.

TAITO AMERICA CORP.
390 Holbrook Drive — Wheeling, IL 60090