

DMG-YT-UKV

Nintendo

GAME BOY™

DONKEY KONG
LAND™

INSTRUCTION BOOKLET

EmuMovies

This seal is your assurance that Nintendo has reviewed this product and that it has met our standards for excellence in workmanship, reliability and entertainment value. Always look for this seal when buying games and accessories to ensure complete compatibility with your Nintendo Product.



Table of Contents

A Challenge for Donkey Kong!	2
Controller Functions	4
Screen Layout	5
Monkey Moves	6
Map Screen	8
Saving Your Game	10
Items	11
Animal Friends	12
Earning 1-Ups	13
New Areas!	14
Donkey Kong Land Map	16
New Baddies	20
Cranky's Advice	22
Super Game Boy Enhancements	24
Warranty	25



Thank you for selecting the DONKEY KONG LAND™ Game Pak for the Nintendo® Game Boy™ unit.

Please read this instruction booklet thoroughly to ensure maximum enjoyment of your new game. Then save this book for future reference.

A Challenge for Donkey Kong!

Cranky Kong, ageing video game pioneer and primate patriarch, swayed back and forth in his rocking chair as he harrassed his grandape, Donkey Kong and his little buddy, Diddy Kong.

"Well, I've got to admit, your last adventure was a bit more successful than I ever thought it would be..." he jibed. "Course, put a few fancy graphics and some modern music in a game, and kids'll buy anything nowadays..."

Donkey and Diddy tried to discreetly cover their ears as they stared out into the jungle surrounding Cranky's cabin. The old ape continued his taunting.

"Back in our days, understand, we had an extremely limited colour palette to work with, and we still made great games...No way you could duplicate that feat today, Donkey my boy! No siree!"

Cranky had been going on and on like this for what seemed like hours, and Donkey Kong had finally had enough.



A Challenge for Donkey Kong!

"People liked Donkey Kong Country for more than just the 'fancy graphics,' you old coot!" he snapped. "The number of colours, the resolution, it doesn't make a difference. It was just plain fun!"

"Yeah, and we worked hard fighting K. Rool and his goons!" Diddy chimed in. Both he and Donkey still had the bumps and bruises to prove it.

Cranky nodded his head knowingly. The two youngsters had predictably risen to the bait and swallowed it hook, line and sinker.

"So you're saying that an adventure like your last one would be a success even on an 8-bit system, like...Game Boy, for example..." Cranky said shyly.

"That's right!" DK exclaimed without hesitation. Diddy joined him in accepting the challenge.

"We'll even let the Kremlings steal the banana

board again, and this time we'll get it back on Game Boy!" Diddy boasted. "Hey, a golden opportunity to get out of DK's ridiculous guard duty training," he thought to himself.

"I'll believe it when I see it!" Cranky scowled.

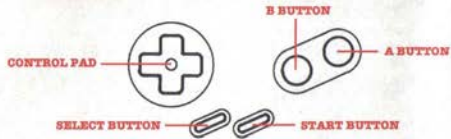
"I'll call old K. Rool and arrange everything. You'll wake up tomorrow without your bananas." Donkey and Diddy looked at each other, realizing they had been set up.

"This time, the Kremlings will hide your bananas in new places all around the island." Cranky continued gleefully. "I'll tell the King to spare no expense and bring out some new tricks and foes for you, too. No more cushy adventuring for you two, no siree."

Donkey could barely contain his anger. He was hoping he could just loaf around the tree house tomorrow, after all, the Banana Bowl was on, and...But he wasn't about to let the old ape get the best of him.

"Bring it on, old ape, bring it on..." was all he said as he stalked off to the tree house. He was going to get some sleep for the adventure ahead.

Controller Functions



Control Pad: Move Kong in action or on map screen


A Button: Jump, Swim

B Button: Roll, Pick up barrel (release to throw)


Start Button: Pause

Select Button: Switch to Diddy (or vice-versa),
or dismount from animal.

Press Start and Select to exit a level you have already finished.



Screen Layout



The screen in Donkey Kong Land is nearly free of scores and other video game clutter. Instead, the Banana Counter and KONG letters appear when you collect an item, to let you know how many you've got.



BANANA COUNTER

EXTRA LIVES



KONG LETTERS

Monkey Moves

Jump

Donkey and Diddy Kong can both jump. This is their basic technique for avoiding obstacles and defeating enemies in Donkey Kong Land. If you jump on tyres or off of enemies, you can jump a little higher. Not every enemy can be defeated with a jump attack.

Roll/Cartwheel

These are Donkey Kong and Diddy Kong's alternative attacks. Donkey Kong's roll will bowl over most foes as will Diddy's cartwheel.



Climb

Both Donkey and Diddy are expert climbers. Be it a jungle vine or the rigging of the pirate ship, the Kongs are at home with their feet off the ground!

Swim

Water doesn't faze our ape heroes either. To swim, repeatedly tap the A Button.




Map Screen

The map screen helps you keep track of Donkey and Diddy's progress through Donkey Kong Land. To move around on the map, use the Game Boy's Control Pad cross. Some of the locations on the map are short-cuts which will transport you to another part of the map, so watch Kong's progress closely! Once you've reached the level you want to tackle, press A, B or Start to enter the action.



Levels are indicated on the map by an oval symbol. If you find everything in a level, an exclamation point mark will appear next to the level on the map screen. To get 100% in the game, you must find every hidden secret!

Sometimes a boulder will block your path on the map screen. You will need to find a bomb in one of the nearby levels to bypass this obstacle. It works automatically once you have it.




Saving Your Game



KONG LETTERS

If you collect all the letters to spell K-O-N-G in a level, you will gain access to the Save Game Screen after you have finished the level. You can then select a slot in which to save your progress. Up to three different games can be saved in the battery-backed memory. The Save Game Screen will also tell you which level you have reached, as well as the percentage of the game you have completed.

To erase a saved game, press SELECT, then press A, B, or START.



Items

During the course of Donkey and Diddy's adventure in Donkey Kong Land, they will encounter many useful items. Many of these will help them complete their adventure!

Barrels



Barrels play an integral part in the Kong's adventure. Some of these wooden kegs can be picked up and used as weapons against enemies. Others, marked with a starburst, are cannon barrels that will launch the Kongs into space, to land in another part of the level.

Buddy Barrel



Barrels with a DK symbol on them will contain your buddy (Diddy if you are currently controlling Donkey, and Donkey if you're controlling Diddy). Once you have released your friend from the barrel, you can count on him to fill in for you if you should lose a life. By using the Select Button, you can switch to your friend during the game. This will not work in every situation.

Continue Point

These sparkling circles indicate a continue point. If you make it to one of these, this is where you will continue the current level should you lose your life before you reach the end.



End of stage

The goal! You did it! Get ready for the next level!



Kong Tokens

The big coins you will find in some stages are Kong Tokens. In the Bonus Levels, you can cash in these tokens for a chance to win extra lives.



Animal Friends

Espresso and Rambli are waiting to give the Kongs assistance in their quest. Release them from the crates and hop on for a ride!



EXPRESSO



RAMBLI

Earning 1-Ups

There are many ways to earn extra Kongs in Donkey Kong Land. You'll need them as the going gets rough in the later levels!



Collecting Bananas

Gather one hundred of your wayward bananas and you will be rewarded with an extra life.



Big bunches of bananas

The large bunches of bananas are worth ten!



New Areas!



King K. Rool and his gang of Kremling comrades have scattered Donkey Kong's bananas in all new areas of Donkey Kong Island. While some of the areas may look familiar, the layouts are totally different. Plus, there are many all-new locations, like:



Kremlantis

This gigantic complex of ancient ruined temples is almost completely submerged. That means that there are plenty of Chomps and other biting fish swimming about, waiting to take a piece out of the Kongs.



Big Ape City

Travel by zeppelin to Donkey Kong's favourite stomping ground, Big City. The sight of that familiar skyline might bring back fond memories, but don't waste your time sightseeing when there are Kremlings around!

Gangplank Galleon

King K. Rool's leaky old ship is crewed by his kooky Kremling accomplices. The Kongs will need to climb the rigging and seek out the bananas stashed there.

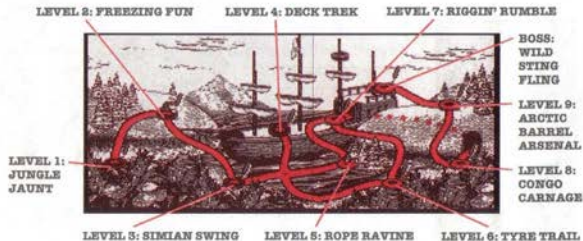
Chimpanzee Clouds

At the peaks of some of the highest mountains, Donkey and Diddy will venture into the clouds for sky-high adventure.

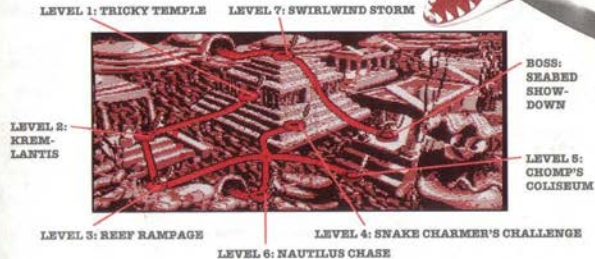


Donkey Kong Land Map

World 1: Gangplank Galleon Ahoy!



World 2: Kremlantis



Donkey Kong Land Map


World 3: Monkey Mountain & Chimpanzee Clouds

LEVEL 2: MOUNTAIN MAYHEM

LEVEL 3: TRACK ATTACK

LEVEL 5: SKY HIGH CAPER

LEVEL 1:
POT
HOLE
PANIC



LEVEL 7:
COLLAPS-
ING
CLOUDS

BOSS:
MAD
MOLE
HOLES

LEVEL 4: SPIKY TYRE TRAIL

LEVEL 6: LANDSLIDE LEAP

World 4: Big Ape City

LEVEL 2: KONG KRAZY

BOSS: K. ROOL'S KINGDOM

LEVEL 3:
BALLOON
BARRAGE


LEVEL 4: FAST BARREL BLAST

LEVEL 5: SKYSCRAPER CAPER

LEVEL 7:
OIL DRUM
SLUM

LEVEL 6:
BUTTON
BARREL
BLAST

LEVEL 1: CONSTRUCTION SITE FIGHT



New Baddies!



King K. Rool has pulled out all the stops for this test of Donkey Kong's courage. Check out some of these new enemies the Kongs will face:



Hogwash the Flying Pig

Flying pigs? Something's not kosher in Donkey Kong Land! Like Necky, these porcine pilots patrol the airways and always seem to violate Kong's airspace at inopportune moments.



Nemo

A large shell-dwelling creature that chases down Donkey and Diddy when they're underwater.



Fangfish

This must be the one that got away! Some of the new aquatic enemies are even bigger than Chomps the ape-eating shark. This makes them even tougher to avoid!



Hard Hat

This mole's on patrol, looking to dig the ground out from under Donkey's feet. He's in charge of the Mad Mole Holes!



Swirlwind Warning

The Swirlwind can either help or hinder Kong's progress, depending on how you approach it. Jump on top, and it serves as a convenient, if a bit swirly, moving platform. Approach it from the side, and you'll be damaged by its windy vortex!



Cranky's Advice

"You think I'm going to give you any advice? What's the matter, can't handle the heat? You're on your own this time...What? Awww, c'mon! Stop your sobbing and come tell old grandpa Cranky your problems..."

"Extra lives are your key to long term success. Earn as many as you can in the early levels as you will need them in the later levels, trust me."

"Don't forget that you can't jump attack every enemy and expect to be successful. Some are immune to that kind of treatment. Likewise, not every enemy can be defeated with a roll or cartwheel!"



"Take it slow when you first explore a level. Some of the enemies are pretty well camouflaged and might be hidden, waiting to spring out at you!!"

"Speaking of hidden, look out for ways to get to secret bonus levels...And no, I'm not gonna tell you where!"

"My final piece of advice is, if at first you don't succeed, try, try again! And if you don't succeed then, take up an easier hobby, like knitting, for example!"

"There! That's all the help you're gonna get! Now get out there and stomp some Kremlings!! Sheesh! Back in my days..."

Enhancements

If you have a Super Game Boy adapter, you can play Donkey Kong Land on your TV through your Super NES. Not only will this make it easier to see the details of the fully rendered graphics of the game, you will also get a more varied colour selection, and a fully rendered screen border!

Please see your Super Game Boy instruction manual for more details on how to use your Super Game Boy.



90-DAY LIMITED WARRANTY Nintendo Game Boy GAME PAKS

0195

Nintendo UK Ltd ("Nintendo") warrants that this Game Boy game pak shall be free from defects in material and workmanship for a period of 90 days from the date of purchase. If a defect covered by this warranty occurs during the 90-day limited warranty period, Nintendo will repair or replace the defective pak, at its option free of charge. To receive this warranty service, contact the Nintendo Service Centre on 01 329 243300.

Proof of purchase is required to claim under this warranty. This warranty shall not apply if the Game Boy Game Pak has been damaged by negligence, accident, unreasonable use, modification, tampering or by other causes unrelated to defective materials or workmanship. This warranty does not interfere with your statutory rights.

NINTENDO TECHNICAL SUPPORT

Nintendo provides an out-of-warranty repairs service for installation, maintenance and service of Nintendo products. For full details of the charges and services available, please contact the Nintendo Service Centre on 01 329 243300.

Nintendo Service Centre
Parham Drive
Boyatt Wood
Eastleigh, Hants
SO50 4NU England
Tel. 01 329 243300



NINTENDO HOTLINE

Do you have a question about game play?
Are you being stomped by a Thwomp in Mario 3?
Or do gargoyles gang up on your Game Boy?

If your answer to these questions is yes, then why not call the

NINTENDO HOTLINE

**WE ARE OPEN 12 P.M. - 8 P.M. MONDAY TO FRIDAY
10 A.M. - 3 P.M. SATURDAY AND SUNDAY**

Why not telephone now, and one of our expert counsellors will be more than happy to answer your call.

**THE NUMBER TO CALL IS
01 703 652222**



Nintendo UK Ltd
Unit E1, Fareham Heights, Standard Way
Fareham, Hants, PO16 8XT, England.