

JVC

JVC MUSICAL INDUSTRIES, INC.

3800 BARIHAM BOULEVARD

SUITE 305

LOS ANGELES

CALIFORNIA

9 0 0 6 8

Printed in Japan

©1991 JVC Musical Industries, Inc.

Nintendo

GAME BOY[®]

I N S T R U C T I O N B O O K L E T

DMG-V4-USA



CHOPLIFTER II

R E S C U E  S U R V I V E

J V C M U S I C A L I N D U S T R I E S , I N C .

THANKS FOR SELECTING CHOLIFTER II

We suggest that you read this instruction booklet thoroughly to insure maximum enjoyment of your new game. Then save this booklet for future reference.



This Official Seal is your assurance that Nintendo has approved the quality of this product. Always look for this seal when buying games and accessories to ensure complete compatibility with your Game Boy system.

This game is licensed by:



Nintendo, Game Boy and the Official Seals are trademarks of Nintendo of America Inc.
©1989 Nintendo of America Inc.
©1991 JVC Musical Industries, Inc.

SAFETY PRECAUTIONS

- 1 Take a 10 to 15-minute break when playing this game for more than two hours at a time.
- 2 This is a high precision game. It should not be used under extreme temperature. Never hit or drop it. Do not attempt to take it apart.
- 3 Avoid excessive switching of the power switch. Do not insert and remove the DC power plug from the outlet while the power is on.
- 4 Do not exhaust the battery by leaving the power on.
- 5 Do not touch or wet the connectors.
- 6 Do not clean with paint thinner, benzene, or alcohol.



SAVE THE HOSTAGES. SAVE THE WORLD.

The world is in such a situation where all-out global war could break out at any time. Hostages must be saved from the enemy in order to avert total chaos. You are our best pilot, and only your skill can save us now.

Under these circumstances, you are called upon to perform a top-secret special mission. Your assignment is to search out and rescue the hostages who are being held by the enemy. All of the hostages must be saved. You will be entering extremely hostile and difficult territory.

You command the AH 90 Comanche attack helicopter, the ultimate fighting machine. Five are at your disposal. You are now leaving the Army base to rescue the hostages who are desperately fighting for their lives. Fly wisely, you are our only hope.

HOW TO RESCUE THE HOSTAGES AND SAVE THE WORLD

- The purpose of this game is to maneuver the helicopter past the dangerous and omni-present enemy and bring the hostages back to the safety of the allied base.
- The game consists of five hostile sectors, each of which consists of three levels.
- There is a minimum number of hostages that you have to rescue in each level in order to proceed to the next level, (see chart below). You can keep returning to rescue more hostages until you reach your quota. (The helicopter can hold up to 10 hostages at a time.) **Note:** If you are shot down or crash with enough hostages to keep you from meeting the required rescue quota, the mission is failed and the game will end.
- When you clear Level One, you will move on to Level Two and begin the next rescue mission. When you clear Level Three, you will move on to the next sector.

Sector	Level	Total # of hostages on the level.	Mission failed if more than this # of hostages are killed.	# of hostage rescues required to get to the next level.
Sector 1: Ground	1	18	6	12
	2	19	5	14
	3	19	4	15
Sector 2: Cave	1	17	5	12
	2	18	4	14
	3	23	4	19
Sector:3 Sea	1	19	5	14
	2	18	2	16
	3	23	3	20
Sector 4: Jungle	1	15	4	11
	2	16	2	14
	3	18	3	15
Sector 5: City	1	20	2	18
	2	22	2	20
	3	22	2	20

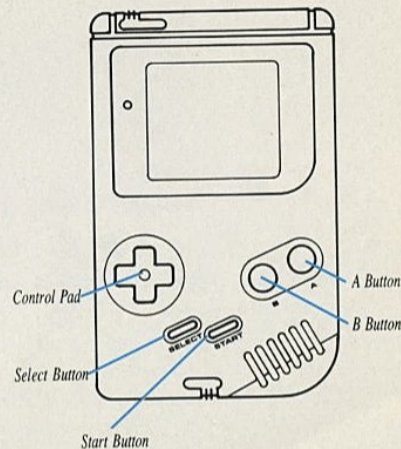
HOW TO USE THE CONTROLLER

WHILE PLAYING

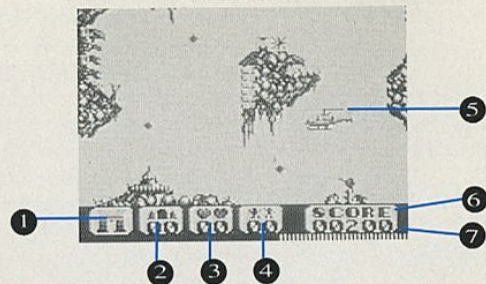
- Control pad: To operate the helicopter
- A button: To drop a bomb
- B button: To use items
- SELECT button: To select items
- START button: To pause / restart

WHILE IN THE MENU

- Control pad: To move the cursor
- A button & START button: To select an item or to move to the next screen



WHAT'S ON THE SCREEN



- 1 Weapons you can currently use: Lists available weapons when you press the select button.
- 2 The number of hostages waiting to be rescued
- 3 The number of hostages currently in the helicopter (The helicopter can hold up to 10 hostages at a time.)
- 4 The number of hostages rescued safely
- 5 Your helicopter: To change direction, lightly tap the control pad to the right or left.
- 6 Score
- 7 Damage level of your helicopter. The helicopter is destroyed when this gauge reaches 100%.

IT'S TIME TO SAVE SOME LIVES.

HOW TO START PLAYING CHOPLIFTER II

- 1 Insert the CHOPLIFTER II cartridge into the Game Boy controller. Switch on the power. After the word "Nintendo" is displayed, the title screen appears. Press A or START button.
- 2 Select the number of players. Press the top or bottom of the control pad to move the cursor to "1 PLAYER" or "2 PLAYERS", and press A button to register your selection. When "2 PLAYERS" is selected, the players take turns every time a helicopter is lost. (Note: This game does not require game link cables for 2 players mode.)
- 3 Select sound on / off. Use the top or bottom of the control pad to move the cursor and press A button to register your selection.
- 4 Select a new game: press START. To continue the previous game: press PASSWORD.
- 4.1 If you choose START, a new game begins at Level one of Sector 1.
- 4.2 If you choose PASSWORD, the password screen appears. Use the control pad to move the cursor and select letters. Press A button to register each letter. When all letters have been entered, select END and press A button.
- 5 The title screen appears. If you press the START or A button, the number of hostages to be rescued and available helicopters are displayed.
- 6 Press the START or A button to begin the game.

AFTER YOUR MISSION IS COMPLETED

WHEN THE GAME IS OVER

The game is over when all of your helicopters are destroyed or the number of rescued hostages shown on the screen is smaller than your quota for the level. When you score below your quota, the word "MISSION FAILED" appears.

CONTINUING THE GAME

You can continue playing the game twice after the first "GAME OVER" display.

HIGH SCORES

If your score is in the top five, you can register your name on the "ENTER YOUR NAME" screen in the same manner as entering a password. The high scores are then displayed. If your score is not high enough to join the top five, you cannot register your name, and the existing high scores are displayed. (High scores are erased from memory when the power is switched off.)

SCORE

Your score increases when you destroy an enemy or rescue the hostages and bring them to the safety. When you destroy enemy soldiers or weapons, the amount of points varies depending on the item you have destroyed. When you successfully rescue more than the required number of hostages to accomplish the level, you earn a bonus point depending on the excess number of hostages rescued. If you rescue all hostages at that level, you will be awarded a special bonus. Additional helicopters are granted depending on the score.

PASSWORD


At the end of each level, a password appears. This password allows you to start the game from the next level. Be sure to remember the password.

HELPFUL ITEMS

THINGS TO LOOK FOR DURING YOUR MISSION

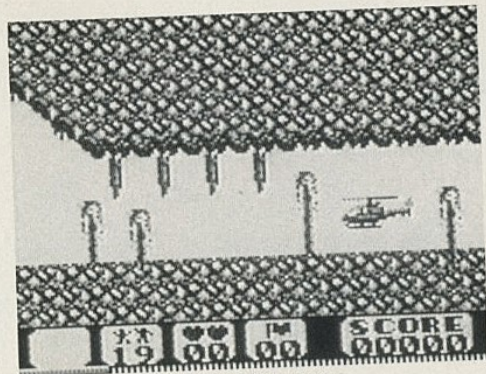
- B** **Bomb** You can drop a bomb even when the helicopter is facing sideways, which gives higher altitude for the better bombing capability. The number of the bombs are limited.
- M** **Missile** It has more destructive power than a conventional bomb, and is particularly effective in air battles.
- L** **Life** When you obtain this item, an additional helicopter will be granted.
- I** **Stealth Capability** It will make your helicopter invisible, so that the enemy cannot attack you.
- F** **Flamethrower** Use this item to burn enemies or trees away in the jungle to make your way open.
- S** **Shield** This item will protect you from enemy attacks and allow you to smash into the enemies and destroy them without getting damaged.
- R** **Rope** You can rescue hostages without landing the helicopter by dropping this rope.
- ★ **Star** This item repairs the damages of your helicopter and increases your score by 100 points.

SECTOR BRIEFING:
WHAT YOU'RE GETTING YOURSELF INTO




SECTOR 1: GROUND BATTLE

Rescue hostages that are held in enemy barracks guarded by gun batteries and tanks. Dropping bombs is an effective means of fighting in this sector. If you take too much time, the hostages will be destroyed by the tanks.




SECTOR 2: CAVE BATTLE

Maneuver the helicopter carefully through the narrow caverns. Do not touch the walls. Watch out for the shooting groundwater geysers and falling stalactites.




SECTOR 3: SEA BATTLE

Your challenge here is to rescue the hostages from the enemy fleet. Hostile attack aircraft from the enemy's carrier are everywhere. Also, watch for the underwater submarine. It can down you with its surface to air missiles.



SECTOR 4: JUNGLE BATTLE

The hostages are waiting for you in the midst of a deep jungle. The enemy's attack is getting fiercer. Without making full use of the items, it becomes impossible to accomplish your mission in this sector.



SECTOR 5: CITY BATTLE

You are now entering the heart of enemy headquarters. The enemy will resort to every weapon and tactic available to keep you from succeeding here. Prepare for the mother of all battles.

90 DAY LIMITED WARRANTY

JVC Musical Industries, Inc. warrants to the original purchaser of this JMI software product that the medium on which this computer program is recorded is free from defects in materials and workmanship for a period of ninety (90) days from the date of purchase. This JMI software program is sold "as is," without express or implied warranty of any kind, and JMI is not liable for any losses or damages of any kind resulting from use of this program. JMI agrees for a period of ninety (90) days to either repair or replace, at its option, free of charge, any JMI software product, postage paid, with proof of date of purchase, at its Factory Service Center.

This warranty is not applicable to normal wear and tear. This warranty shall not be applicable and shall be void if the defect in the JMI software product has arisen through abuse, unreasonable use, mistreatment or neglect. THIS WARRANTY IS IN LIEU OF ALL OTHER WARRANTIES AND NO OTHER REPRESENTATIONS OR CLAIMS OF ANY NATURE SHALL BE BINDING ON OR OBLIGATE JMI. ANY IMPLIED WARRANTIES APPLICABLE TO THIS SOFTWARE PRODUCT, INCLUDING WARRANTIES OF MERCHANTABILITY AND FITNESS FOR A PARTICULAR PURPOSE, ARE LIMITED TO THE NINETY (90) DAY PERIOD DESCRIBED ABOVE. IN NO EVENT WILL JMI BE LIABLE FOR ANY SPECIAL, INCIDENTAL, OR CONSEQUENTIAL DAMAGES RESULTING FROM POSSESSION, USE OR MALFUNCTION OF THIS JMI SOFTWARE PRODUCT.

Some states do not allow limitations as to how long an implied warranty lasts and/or exclusions or limitations of incidental or consequential damages so the above limitations and/or exclusions of liability may not apply to you. This warranty gives you specific rights, and you may also have other rights which vary from state to state.

JVC MUSICAL INDUSTRIES, INC.
3800 Barham Boulevard, Suite 305, Los Angeles, California 90068