

# Instruction Manual

*John Elway's*

# QUARTERBACK™



2400 South Highway 75  
P.O. Box 2097  
Corsicana, Texas 75151

©1988 TRADEWEST, INC.

Printed in Japan



This game is licensed by  
Nintendo for play on the



NINTENDO AND NINTENDO ENTERTAINMENT SYSTEM  
ARE TRADEMARKS OF NINTENDO OF AMERICA INC.



This official seal is your assurance that  
Nintendo® has reviewed this product and  
that it has met our standards for excellence  
in workmanship, reliability and entertain-  
ment value. Always look for this seal when  
buying games and accessories to ensure  
complete compatibility with your Nintendo  
Entertainment System®.

Thank you for purchasing Tradewest's John Elway's  
**QUARTERBACK** for your Nintendo Entertainment System. For  
maximum enjoyment, please read this Instruction Manual  
thoroughly before playing.

## Precautions

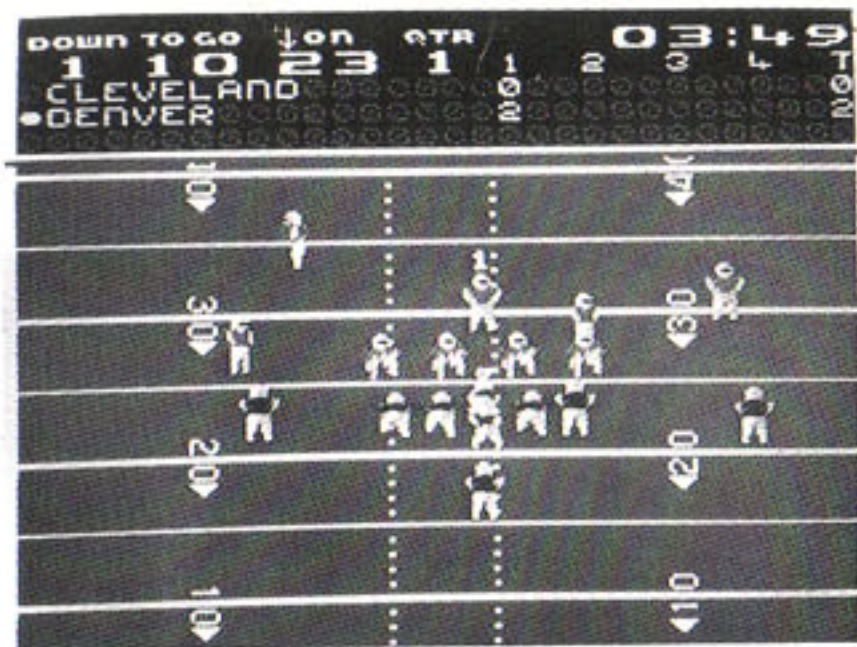
- 1) This is a high precision game. It should not be stored in places that are very hot or cold. Never hit or drop it. Do not take it apart.
- 2) Avoid touching the connectors. Do not get them wet or dirty. Doing so may damage the game.
- 3) Do not clean with benzene, paint thinner, alcohol or other such solvents.
- 4) Always turn the power off before inserting or removing the cassette from the Nintendo Entertainment System.

## Contents

John Elway's QUARTERBACK _____	4
Controlling the Action _____	5
Play Selection Screen _____	6
<b>A</b> Action Button _____	7
<b>B</b> Throw Button _____	8

# John Elway's QUARTERBACK™

LINE-OF-SCRIMMAGE REALISM  
THAT PUTS YOU  
IN THE MIDDLE OF THE GAME!



John Elway's QUARTERBACK is the home video game you've been waiting for. So real you can see the game like a quarterback does, from the line of scrimmage. You call the plays, you throw the passes, run the ball, and make the tackles.

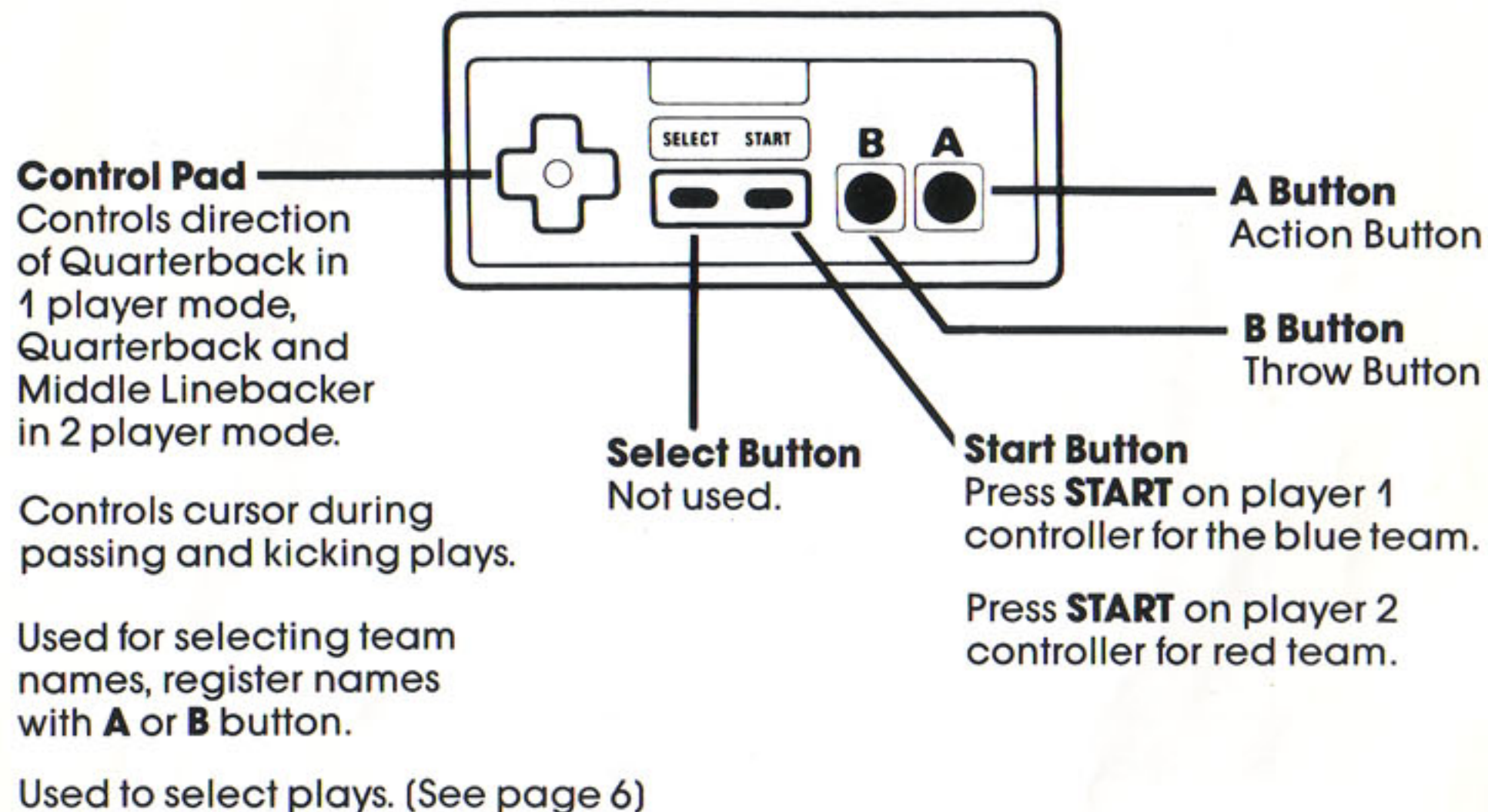
It's third down and a long four yards to the first down that will stop the clock. No time-outs left. The weak side linebacker is lined up inside his defensive end. They're coming! You check-off the play at the line of scrimmage and call for a quick pass to the tight end. He breaks it for a T.D.!

Named for the quarterback who twice won the AFC Player of the Year Award, this is the game made for every kid or grownup kid who ever wanted to play the game as well as John Elway.

*"I hope you enjoy playing my QUARTERBACK game as much as I do."*

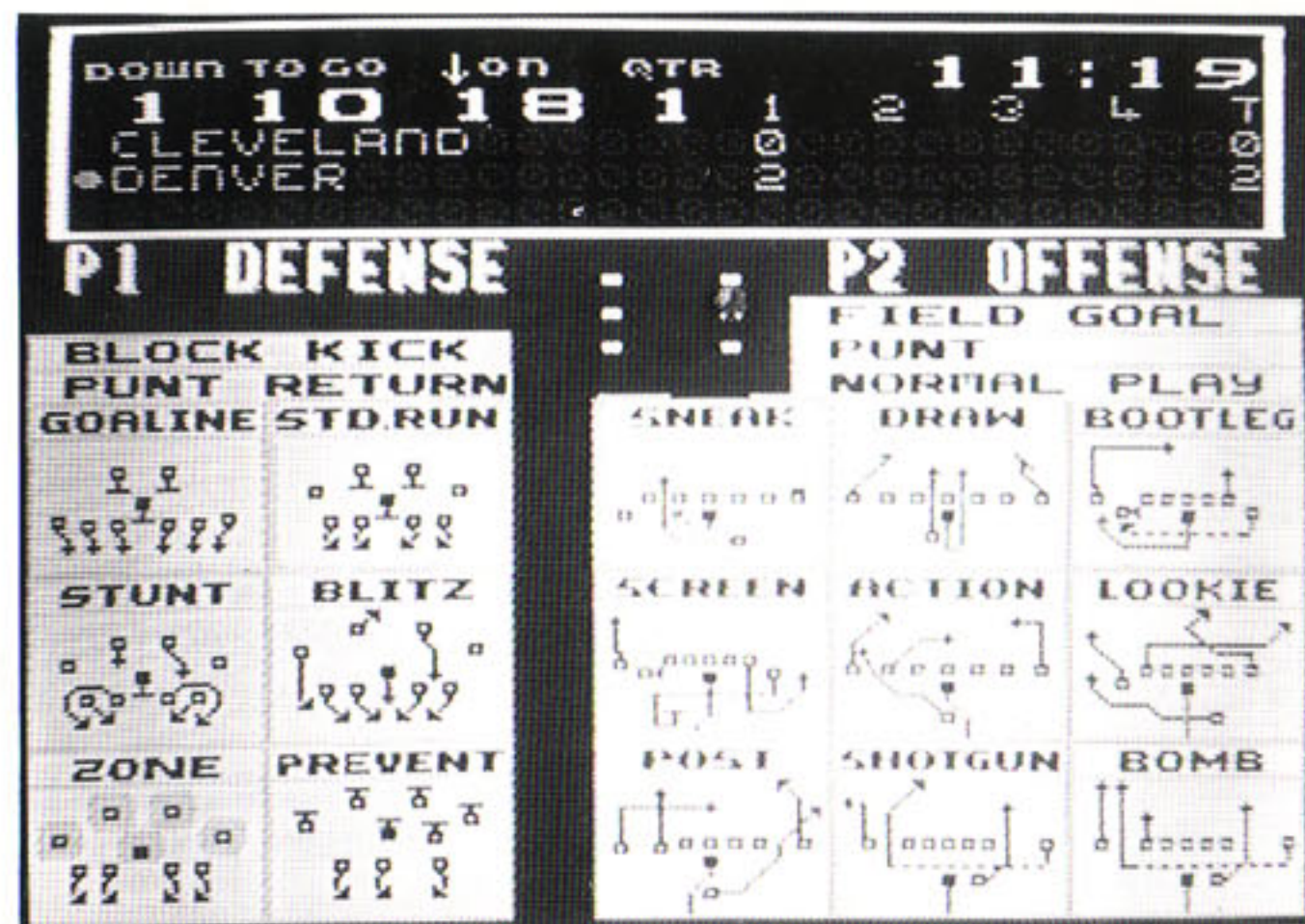
**-John Elway**

## Controlling the Action



Pressing any key during the Quarterback logo will cause the scene to change to the locker room where you will select teams.

## Play Selection Screen




- Use control pad to select desired defense.
- Register your choice with **A** or **B** button.
- Game action will begin when 1 player registers an offensive play in a one player game or when both players register their choices in a two player game.

## **A** Action Button



When player is stationary he jumps vertically. Can be used to intercept passes.

When player is running he dives in the direction of his motion. Can be used for lunging tackles.



## **B** Throw Button



Press to aim your pass. Direct cursor with control pad.



Cursor

When you press the **B** button on offense the **Control Pad** will activate the cursor and not the movement of the quarterback.



Release to throw. Ball will follow direction and location selected with cursor.

## Kickoff, Punts, Field Goal and Point after Touchdown

Push **B** Button. Direct cursor with control pad for ball direction. Kick will follow cursor location.



## Tips for play

- Quarterback does not have to run the play selected. Example: If you have called for BOMB and the defense is in PREVENT, you can choose to run a quarterback draw which will probably net 5-10 yards.
- You can pass at any time during a play as long as the quarterback remains behind the line of scrimmage by pressing the **B** button.
- On defense, if your middle linebacker is too far from the ball carrier to make the tackle, you can change your control to the closest defensive player to the ball by pressing the **B** button.
- When playing a 1 player game you can use either controller. (1 for blue team and 2 for red team.)
- Once the game is started it continues without interruption until the game ends.
- BLOCK KICK defense can only be used against punts or field goal attempts.

## Compliance with FCC Regulations

This equipment generates and uses radio frequency energy and if not installed and used properly, that is, in strict accordance with the manufacturer's instructions, may cause interference to radio and television reception. It has been type tested and found to comply with the limits for a Class B computing device in accordance with the specifications in Subject J of Part 15 of FCC Rules, which are designed to provide reasonable protection against such interference in a residential installation. However, there is no guarantee that interference will not occur in a particular installation. If this equipment does cause interference to radio or television reception, which can be determined by turning the equipment off and on, the user is encouraged to try to correct the interference by one or more of the following measures:

- Reorient the receiving antenna
- Relocate the NES with respect to the receiver
- Move the NES away from the receiver
- Plug the NES into a different outlet so that computer and receiver are on different circuits.

If necessary, the user should consult the dealer or an experienced radio/television technician for additional suggestions. The user may find the following booklet prepared by the Federal Communications Commission helpful: How to Identify and Resolve Radio-TV Interference Problems. This booklet is available from the U.S. Government Printing Office, Washington, DC 20402, Stock No. 004-000-00345-4.

## Limited Warranty

Tradewest, Inc. warrants to the original purchaser of this Tradewest software product that the medium on which this computer program is recorded is free from defects in materials and workmanship for a period of ninety (90) days from the date of purchase. This Tradewest software program is sold "as is," without express or implied warranty of any kind, and Tradewest is not liable for any losses or damages of any kind resulting from use of this program. Tradewest agrees for a period of ninety (90) days to either repair or replace, at its option, free of charge, any Tradewest software product, postage paid, with proof of date of purchase, at its Factory Service Center.

This warranty is not applicable to normal wear and tear. This warranty shall not be applicable and shall be void if the defect in the Tradewest software product has arisen through abuse, unreasonable use, mistreatment or neglect. THIS WARRANTY IS IN LIEU OF ALL OTHER WARRANTIES AND NO OTHER REPRESENTATIONS OR CLAIMS OF ANY NATURE SHALL BE BINDING ON OR OBLIGATE TRADEWEST. ANY IMPLIED WARRANTIES APPLICABLE TO THIS SOFTWARE PRODUCT, INCLUDING WARRANTIES OF MERCHANTABILITY AND FITNESS FOR A PARTICULAR PURPOSE, ARE LIMITED TO THE NINETY (90) DAY PERIOD DESCRIBED ABOVE. IN NO EVENT WILL TRADEWEST BE LIABLE FOR ANY SPECIAL, INCIDENTAL, OR CONSEQUENTIAL DAMAGES RESULTING FROM POSSESSION, USE OR MALFUNCTION OF THIS TRADEWEST SOFTWARE PRODUCT.

Some states do not allow limitations as to how long an implied warranty lasts and/or exclusions or limitations of incidental or consequential damages so the above limitations and/or exclusions of liability may not apply to you. This warranty gives you specific rights, and you may also have other rights which vary from state to state.