


# Burger Time™



## INSTRUCTION MANUAL



DATA EAST

## ***DATA EAST BRINGS YOU ARCADE REALISM AT HOME!***

As Chef Peter Pepper™, you must fend off the Food Foes while making perfect burgers! Use pinches of pepper to stun Mr. Hot Dog™, Mr. Egg™ and Mr. Pickle™; or lure them onto or under burger buns, lettuce, cheese or tomatoes to escape their clutches! Making perfect burgers gets progressively tougher through the six screens of BurgerTime.

---

Please read this instruction booklet to ensure proper handling of your new game, and then save the booklet for future reference.

---

### ***1. PRECAUTIONS***

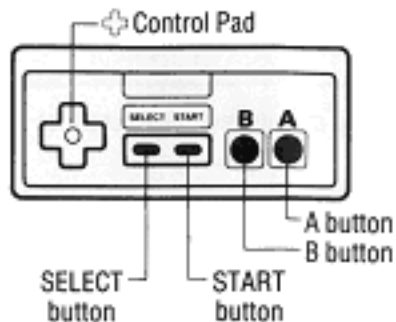
- 1) Always turn the power off before inserting or removing the Game Pak from your Nintendo Entertainment System.
- 2) This is a high precision game. It should not be stored in places that are very hot or cold. Never hit it or drop it. Do not take it apart.
- 3) Avoid touching the connectors, do not get them wet or dirty. Doing so may damage the game.
- 4) Do not clean with benzene, paint thinner, alcohol or other such solvents.

## 2. NAMES OF CONTROLLER PARTS AND OPERATING INSTRUCTIONS

**Controller 1** – For 1 player game

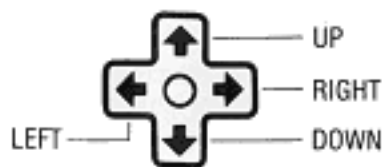
**Controller 2** – For second player in 2 player game

**Controller 1/Controller 2**



**+ Control Pad**

Moves Peter Pepper.



**A button**: Punch and execute selected move.

**B button**: Same as A button.

Use the **Controller** to control Peter Pepper and drop ingredients (buns, hamburger patties, tomato slices, etc.) onto plates to make hamburgers.

**SELECT button**


When this button is pressed, the mark (▷) will move between "1 player" and "2 players."

**START button**

Press this button to begin.

**Pause:**

If you wish to interrupt play in the middle of a game, press the START button. The pause tone will sound and the game will stop. Press the START button again when you wish to continue playing. The game will continue from where you left off.




### 3. HOW TO PLAY

Making hamburgers is the basic purpose of this game. Make all the hamburgers to advance to the next level. If you take too much time to clear a stage, the Food Foes become faster.

#### Peter Pepper

Peter Pepper has only two weapons, legs and pepper. Your supply of pepper is limited – sprinkle it efficiently to avoid the Food Foes (Mr. Hot Dog, Mr. Pickle, and Mr. Egg). If you fail to avoid the Food Foes, you lose a life.



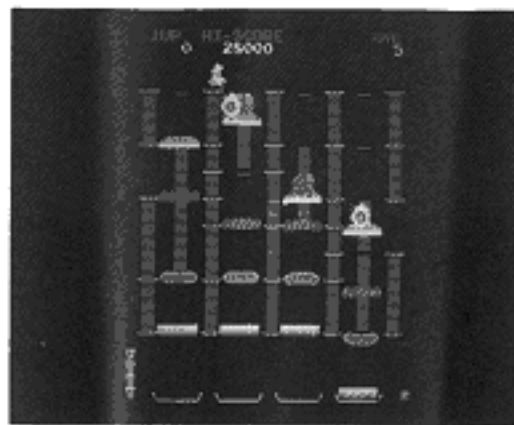
#### Bonus Characters

Pick up french fries, ice cream cones, etc. to increase your score and your supply of pepper.

#### Scoring Points

Increase your score by:

- Dropping a Food Foe.
- Squashing a Food Foe.
- Dropping a Food Foe on top of a bun.
- Picking up Bonus Characters.




## 4. PLAYING TECHNIQUES

### Basic Technique

Sprinkle pepper to stop the movement of a Food Foe. You can pass by a stopped Food Foe. Collect Food Foes by sprinkling pepper, and you will get a higher score. (Keep enough pepper for this purpose!)



Drop an ingredient on which a Food Foe is standing, and he falls two levels.



Drop an ingredient on top of a Food Foe to squash him.

